



Office Use Only
Permit #:
Permit Fee Amt \$ 100.00

Community Development - 1050 W Romeo Rd, Romeoville, IL 60446-1530
 (815) 886-7200 – Fax #: (815) 886-2724 - Email: buildinginspections@romeoville.org

TRASH ENCLOSURE APPLICATION Application Date ____/____/____

BUSINESS NAME:

ADDRESS OF TRASH ENCLOSURE:

BUSINESS PARK OR SUBDIVISION:

NOTES:
 Please read the requirements and place a ✓ in the column to the left to confirm that you understand and agree.

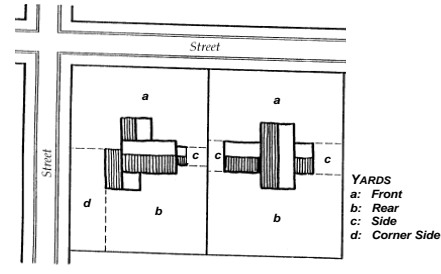
- | | |
|--|---|
| | 1. Each trash enclosure requires a separate permit application. |
| | 2. Each application shall include a site plan showing the trash enclosure location, distance from lot lines and buildings, the locations and sizes of all other trash enclosures on the site, and the distance between the trash enclosures |
| | 3. Each application shall include by 3 complete sets of construction drawings. |
| | 4. Each application shall include a letter from the property owner authorizing the trash enclosure. |

Contractor Information
 If you are using a contractor or sub-contractor, a signed copy of the contract shall be included with the application and the following information shall be provided. All contractors and sub-contractors doing work in Romeoville shall be registered, insured and bonded with the Village.

Property Owner Information		Applicant
Contractor Name		
Contractor Address		
Contractor Phone		
Trash Enclosure Installer (concrete pad – if applicable)		Trash Enclosure Installer (fence)
Contractor Name		
Contractor Address		
Contractor Phone		

Site Requirements

Requirement	✓ to confirm that you have shown and included in this submission ...	Office Use
You shall submit a Plat of Survey or scaled plot plan which shows all structures on the lot, including the principal building, accessory structures, parking lot, etc. The structures shall be drawn to scale, labeled, and dimensioned.	all structures	

The trash enclosure shall be shown. It shall be labeled and dimensioned.		the proposed structure	
The enclosure may only be located in a rear yard or a side yard.		the enclosure located in a rear yard or a side yard	
The enclosure may be attached to the principal building. If it is not attached, it shall be or not less than 10 feet from the nearest point on the principal building.		the distance from the principal building	
The enclosure shall be not less than 5 feet from any other freestanding structure		the distance to each freestanding structure	
The enclosure shall be located on a permanent, durable, and dustless surface (asphalt and concrete). It shall be graded and drained so as to dispose of all surface water without detriment to surrounding uses.		a detail showing the proposed surface	
The trash enclosure may not be on an easement, except with the written permission of the Village and all utility companies having rights to the easement.		the structure not located on any easement	
The trash enclosure shall be not less than six (6) feet in height.		the structure is of sufficient height	
<p>The trash enclosure shall be a solid wall on three sides and a solid single or double access gate on the fourth side if the principal structure on a parcel was constructed <u>after</u> August 6, 2003.</p> <p><i>Please refer to Figure 1 on Page 3 for illustration.</i></p> <p>When the principal structure on a parcel was constructed <u>prior</u> to August 6, 2003, the masonry walls may be substituted for vinyl fencing or wood fencing that incorporates a decorative element, such as a dog-eared or arched top, top and bottom rail, shadowbox construction, or a lattice detail.</p> <p><i>Please refer to Figure 2 on Page 3 for illustration.</i></p>		the type of material being used as required by principal structure construction date	
<p>The gate shall be a solid single or double access gate of rigid construction that incorporates cross bracing.</p> <p><i>Please refer to Figure 3 on Page 3 for illustration.</i></p> <p>Fencing shall be constructed of vertically-run slats that are not less than three (3) inches and not more than five (5) inches in width.</p>		the type of gate and specifications of the slats	
The enclosure and the gate shall be a single neutral earth-tone color that coordinates with the color of the principal structure.		the color of the enclosure and gate	
All wood fencing used shall be constructed of decay-resistant exterior-grade treated lumber, such as cedar, redwood, _____, or _____, and be painted or stained		specifications of the wood fencing	
In total, no more than 85% of the property can be covered with building, structures, or pavement.		Size of proposed enclosure: _____ % of lot covered with structures: _____%	
<p>A detailed construction drawing shall be provided. It shall show:</p> <ul style="list-style-type: none"> • All materials • The wall construction, height, and elevations. • The footing (for a masonry enclosure) 		The construction drawings have been provided.	

- | | | | |
|--|--|--|--|
| <ul style="list-style-type: none">• Fence post holes• The gate construction | | | |
|--|--|--|--|

Village of Romeoville

Where Community Matters

FIGURE 1


Sample illustration of a masonry enclosure



Masonry enclosure

FIGURE 2


Sample illustration of a wood or vinyl enclosure



Wood or vinyl enclosure

FIGURE 3

Sample illustration of a solid single or double access gate that incorporates cross bracing



Gate

Construction Requirements

<i>Please read the requirements and place a ✓ in the column to the left to confirm that you understand.</i>		Office Use
<input type="checkbox"/>	Fence posts of any type shall be not less than 42 inches in depth and 8 inches in diameter.	
<input type="checkbox"/>	Provide a detail for the enclosure gates.	
<input type="checkbox"/>	If the enclosure is masonry, provide a footing detail showing how the walls will be supported.	
<input type="checkbox"/>	All water shall be siphoned out of the holes prior to inspection.	
<input type="checkbox"/>	All piles of earth (soil) excavated from the post holes or footing shall be removed from the site before the issuance of a Certificate of Occupancy.	
<input type="checkbox"/>	A trash enclosure may not be installed over a storm sewer line.	

Permit & Inspection Requirements

<i>Please read the requirements and place a ✓ in the box to the left to confirm that you understand.</i>		Office Use
<input type="checkbox"/>	The Building Permit shall be posted in the building's window where it can be seen from the street. Each phase of construction shall be inspected and approved by the Village of Romeoville prior to proceeding to the next stage of construction.	

- Footing, before the concrete is poured (if applicable).
- Pre-pour concrete for slab, before the concrete is poured (if applicable).
- Post hole, before the concrete is poured
- Final concrete
- Final enclosure
- All inspections shall be scheduled 72 hours in advance by calling (815)886-7200 or by emailing buildinginspections@romeoville.org. Your permit number shall be provided when inspections are scheduled.

Failure to call for required inspections may result in a **“STOP WORK ORDER”**.

Should you fail an inspection, a re-inspection fee shall be paid before continuing work and before scheduling another inspection. **INVOICED AFTER 5 DAYS**

A FINAL INSPECTION SHALL BE PERFORMED AFTER THE ENCLOSURE HAS BEEN COMPLETED.

Once the inspection passes, a Certificate of Completion will be issued. The enclosure may not be used until the Certificate of Completion has been issued.

- The project shall start within ninety (90) days from the date the permit is issued and completed within one hundred and eighty (180) days.

I hereby declare that I have read and understood this application. The above information and any attachments are correct. I agree, that in consideration of and upon issuance of a building or use permit, that I am allowed to do such work as herewith applied for, and that such premises shall be used only for such purposes as set forth above.

I hereby certify that I am the owner of record of the named property, or that the proposed work is authorized by the owner of record and that I have been authorized by the owner to make this application as his authorized agent and I agree to conform to all applicable laws of this jurisdiction. In addition, if a permit for work described in this application is issued, I certify that the code official or the code official’s authorized representative shall have the authority to enter areas covered by such permit at any reasonable hour to enforce the provisions of the code(s) applicable to such permit.

Signature of Applicant: _____ Date: _____

OFFICE USE ONLY - Approval & Review Status			
Zoning Approval:			Date:
Building Approval:			Date:

Clerical			
Clerical to check on all contractors to make sure that they are current with their license.		Clerical check for outstanding debt:	
Contacted Date:		Person Contacted:	Contacted By: